



Recession Risk Muted Despite Curve Flattening

Key signals indicate aging expansion rather than imminent downturn.

June 2019

KEY INSIGHTS

- The risk of a recession in the near term has not increased markedly despite the flattening of the U.S. Treasury yield curve.
- While in the past a rise in the short rate typically caused the flattening of the curve, on this occasion, policy has not been tightened to the same degree. Second, cyclical indicators do not point toward the buildup of economic vulnerabilities.
- Finally, the very low term premia currently in evidence mean that yield curve flattening or inversion was more likely to occur recently than at any other point in U.S. history.

The risk of a recession in the near term has not increased markedly despite the flattening of the U.S. Treasury yield curve. Although Treasury curve flattening is widely seen as a harbinger of recession, having preceded each of the past seven downturns, we do not believe that the current curve flattening is a compelling indication of short-term recession risk.


We base this view on our belief that the economic implications of curve flattening depend upon on the factors *behind* the change in curve shape and the extent to which any emerging cyclical imbalances make the economy vulnerable to shocks. On both counts, we find a relatively muted 12-month recession signal in the current yield curve flattening.

A Less Restrictive Curve Flattening

Historic curve flattening episodes have typically involved interest rates rising

across the curve (see Figure 1), with short-term rates—more closely tied to Fed policy changes—rising more than long-term rates. This has provided two channels for economic restraint: First, higher borrowing rates have reduced the demand for credit, and second, the flatter yield spread had squeezed the profitability of borrow-short, lend-long credit intermediation, reducing the supply of credit.

Underpinning the rise at the short end of the yield curve, the Fed has, in the past, tightened policy to such an extent that the inflation-adjusted federal funds rate has exceeded the potential real gross domestic product (GDP) growth rate, signifying a restrictive policy stance. However, the real federal funds rate remained 130 basis points below the economy's growth potential as of April this year. While there may be legitimate uncertainty over the current level of the "neutral" policy rate—that which is consistent with sustaining full



Alan Levenson

T. Rowe Price Chief U.S. Economist



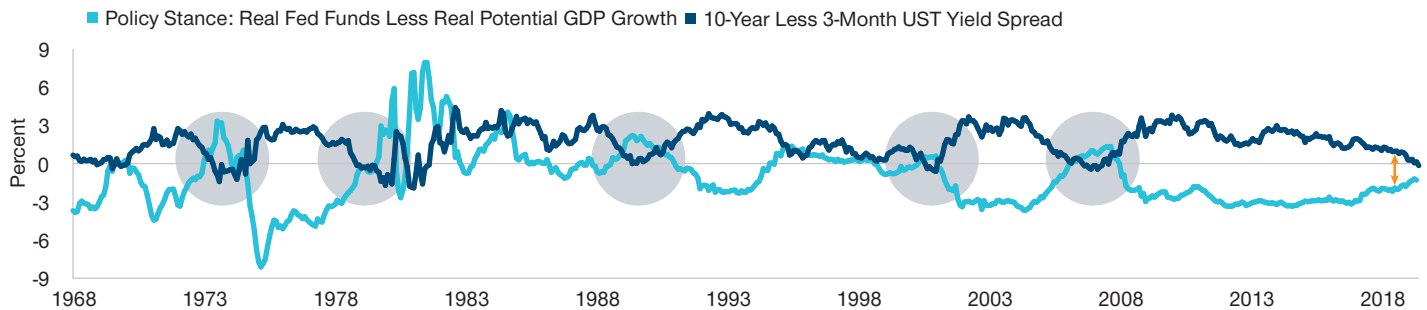
Tomasz Wieladek

T. Rowe Price International Economist

(Fig. 1) Curve Flattening Is Usually Restrictive

Short-term rates usually rise more than long-term rates before an inversion.

As of May 1, 2019



Sources: Bureau of Economic Analysis, Congressional Budget Office, Federal Reserve, Haver Analytics, and T. Rowe Price.

“...the impact of Fed balance sheet adjustments appears to be small overall...”

employment and 2% inflation—it seems unlikely that the underlying policy stance is restrictive. It is certainly substantially below that which has preceded past recessions.

The recent cycle of policy rate increases was accompanied by a reduction in the Federal Reserve’s balance sheet, which must be taken into account when assessing the cumulative reduction in policy accommodation. However, the impact of Fed balance sheet adjustments appears to be small overall—Fed researchers estimated in 2015 that the cumulative impact of the central bank balance sheet stimulus programs on the 10-year term premium was around -110 basis points.¹ (Treasury yields can decompose into a “risk-free” rate, capturing market expectations of the future path of short-term Treasury rates, and a Treasury term premium, the compensation that investors require for bearing the risk that short-term rates do not evolve as they expected.²)

A proportional impact on the USD 572 billion portfolio runoff since September

2017 would result in a 15-basis-point positive impact on the 10-year term premium,³ perhaps consistent with an additional 0.25% rate hike. If this rough approximation is correct, it would imply a balance sheet-adjusted policy stance close to the center of Federal Open Market Committee participants’ estimates of neutral (though still not a restrictive one).

At the long end of the yield curve, the current cycle has departed from historical norms in that the 10-year Treasury yield has fallen outright since the Fed began raising rates, with the term premium declining by more than the risk-neutral yield has risen (see Figure 2). This has likely been caused by stable-to-lower inflation expectations, less divergence of opinion on the long-term inflation outlook, and quantitative easing in the eurozone and Japan.

Indeed, this decline in perceived long-term interest rate risk has inverted the term premium portion of the Treasury yield curve—an anomaly over

¹ Stanley Fischer, “Conducting Monetary Policy with a Large Balance Sheet,” Board of Governors of the Federal Reserve System, February 27, 2015. Those programs included roughly USD 1.925 trillion net purchases of government-sponsored enterprise debt and mortgage-backed securities, USD 1.69 trillion net purchases of U.S. Treasury (UST) securities, and a Maturity Extension Program that effectively added USD 537 billion of 10-year equivalents to the Fed’s UST portfolio.

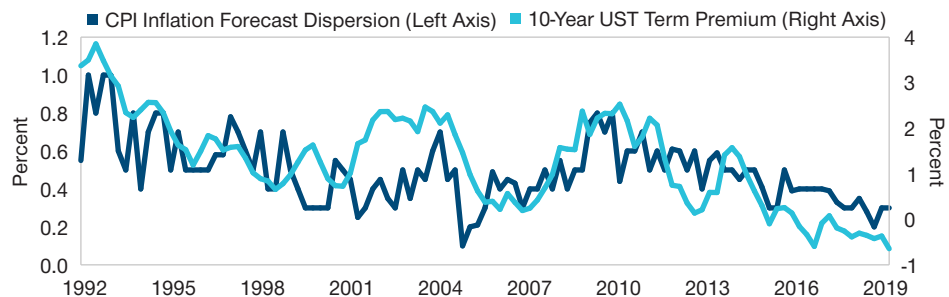
² Tobias Adrian, Richard Crump, Benjamin Mills, and Emanuel Moench, “Pricing the Term Structure with Linear Regressions,” Staff Reports, Federal Reserve Bank of New York, April 2013, and “Treasury Term Premia,” Liberty Street Economics, Federal Reserve Bank of New York, May 12, 2014.

³ If anything, this overstates the impact. Fed research found that the earliest rounds of quantitative easing had the greatest impact on the term premium. The earliest stages of balance sheet normalization may have relatively little impact, because the Fed’s portfolio is still large and the stock of reserve deposits still ample.

Currently, wage and price inflation are well below rates requiring a late-cycle Fed tightening response.

(Fig. 2) Less Inflation Uncertainty Means Lower Rate Risk

The 10-year Treasury yield has fallen since the Fed began raising rates. As of December 31, 2018



Sources: Federal Reserve Bank of Philadelphia, Federal Reserve Bank of New York, and Haver Analytics.

the past seven recessions, stretching back 52 years. Equally anomalous is the persistence of a positive risk-neutral rate spread: The expected path of future interest rates is not as bullish as the overall yield curve slope might suggest, and this component of the yield curve may have to invert in order to strengthen the recession signal (see Figure 3).

Broader Cyclical Context

To the extent that it reflects the removal of monetary policy accommodation, the flat yield curve is an indication of the 10-year economic expansion’s substantive, but not chronological, age. As such, it could soon receive confirmation from the step-down in

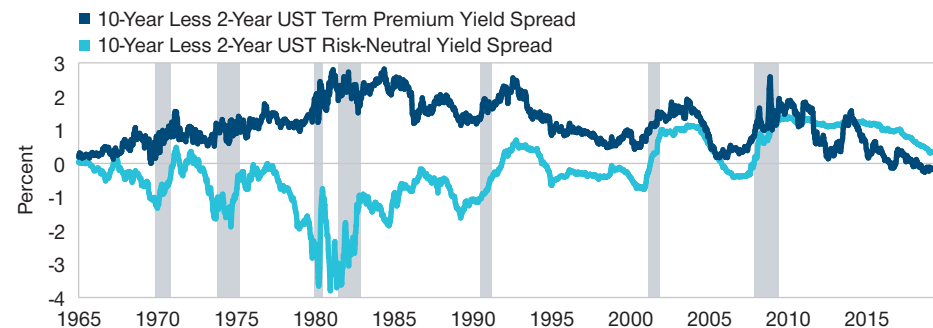
employment growth that began in February if the latter trend is extended much longer.

This would not necessarily be an unwelcome development: If the economy is to achieve a “soft landing” at full employment and sustain growth in line with its long-term potential, employment growth will have to slow to a pace consistent with the growth of the working-age population. Such a “unicorn” outcome has never previously occurred because imbalances have always tended to accumulate, making expansions vulnerable to retrenchment—for example, wage-price spirals through the 1980s and debt-fueled asset bubbles and investment booms in the 1990s and 2000s.

(Fig. 3) A Positive Risk-Neutral Rate Persists

The expected path of future interest rates is not as bullish as the overall yield curve may suggest.

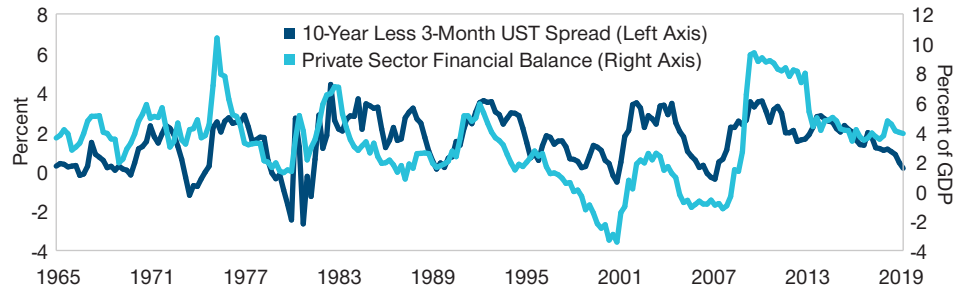
As of June 14, 2019



Sources: Federal Reserve Bank of New York and Haver Analytics.

(Fig. 4) The Savings Buffer

Healthy private sector balance sheets belie yield curve's late cycle signal.
As of December 31, 2018



Sources: Bureau of Economic Analysis, Federal Reserve Board, and Haver Analytics.

Currently, wage and price inflation are well below rates requiring a late-cycle Fed tightening response. Indeed, even as the labor market overshoots full employment, the Fed is considering ways to boost expected and actual inflation. Expansion-ending real and financials sector imbalances also seem manageable: Corporate profit margins are high, though no longer expanding; household and business debt service burdens are low; and private sector financial balances are healthy. This persistent excess of saving over investment provides a buffer against adverse conditions and contrasts with the historical tendency for it to decline—presenting a mounting cyclical vulnerability—as the yield curve flattens.

Overall, there are a number of reasons to suggest that the recent yield curve flattening is less likely to signal recession than previously. While in the past a rise in the short rate was typically behind the flattening of the curve, on this occasion, policy has not been tightened to the same degree. Cyclical indicators do not point toward the buildup of economic vulnerabilities, either. Finally, current very low term premia, which are due at least in part to stable inflation expectations and euro area and Japanese quantitative easing, have meant that yield curve flattening was more likely to occur recently than at any other point in U.S. postwar history. Given all of this, we believe that the current yield curve flattening/inversion is a less reliable signal of imminent recession than it has been in the past.

T. Rowe Price focuses on delivering investment management excellence that investors can rely on—now and over the long term.

T.RowePrice®

Important Information

This material is being furnished for general informational purposes only. The material does not constitute or undertake to give advice of any nature, including fiduciary investment advice, and prospective investors are recommended to seek independent legal, financial and tax advice before making any investment decision. T. Rowe Price group of companies including T. Rowe Price Associates, Inc. and/or its affiliates receive revenue from T. Rowe Price investment products and services. **Past performance is not a reliable indicator of future performance.** The value of an investment and any income from it can go down as well as up. Investors may get back less than the amount invested.

The material does not constitute a distribution, an offer, an invitation, a personal or general recommendation or solicitation to sell or buy any securities in any jurisdiction or to conduct any particular investment activity. The material has not been reviewed by any regulatory authority in any jurisdiction.

Information and opinions presented have been obtained or derived from sources believed to be reliable and current; however, we cannot guarantee the sources' accuracy or completeness. There is no guarantee that any forecasts made will come to pass. The views contained herein are as of the date written and are subject to change without notice; these views may differ from those of other T. Rowe Price group companies and/or associates. Under no circumstances should the material, in whole or in part, be copied or redistributed without consent from T. Rowe Price.

The material is not intended for use by persons in jurisdictions which prohibit or restrict the distribution of the material and in certain countries the material is provided upon specific request. It is not intended for distribution to retail investors in any jurisdiction.

Australia—Issued in Australia by T. Rowe Price Australia Limited (ABN: 13 620 668 895 and AFSL: 503741), Level 50, Governor Phillip Tower, 1 Farrer Place, Suite 50B, Sydney, NSW 2000, Australia. For Wholesale Clients only.

Brunei—This material can only be delivered to certain specific institutional investors for informational purpose upon request only. The strategy and/or any products associated with the strategy has not been authorised for distribution in Brunei. No distribution of this material to any member of the public in Brunei is permitted.

Canada—Issued in Canada by T. Rowe Price (Canada), Inc. T. Rowe Price (Canada), Inc.'s investment management services are only available to Accredited Investors as defined under National Instrument 45-106. T. Rowe Price (Canada), Inc. enters into written delegation agreements with affiliates to provide investment management services.

China—This material is provided to specific qualified domestic institutional investor or sovereign wealth fund on a one-on-one basis. No invitation to offer, or offer for, or sale of, the shares will be made in the People's Republic of China ("PRC") (which, for such purpose, does not include the Hong Kong or Macau Special Administrative Regions or Taiwan) or by any means that would be deemed public under the laws of the PRC. The information relating to the strategy contained in this material has not been submitted to or approved by the China Securities Regulatory Commission or any other relevant governmental authority in the PRC. The strategy and/or any product associated with the strategy may only be offered or sold to investors in the PRC that are expressly authorized under the laws and regulations of the PRC to buy and sell securities denominated in a currency other than the Renminbi (or RMB), which is the official currency of the PRC. Potential investors who are resident in the PRC are responsible for obtaining the required approvals from all relevant government authorities in the PRC, including, but not limited to, the State Administration of Foreign Exchange, before purchasing the shares. This document further does not constitute any securities or investment advice to citizens of the PRC, or nationals with permanent residence in the PRC, or to any corporation, partnership, or other entity incorporated or established in the PRC.

DIFC—Issued in the Dubai International Financial Centre by T. Rowe Price International Ltd. This material is communicated on behalf of T. Rowe Price International Ltd. by its representative office which is regulated by the Dubai Financial Services Authority. For Professional Clients only.

EEA ex-UK—Unless indicated otherwise this material is issued and approved by T. Rowe Price (Luxembourg) Management S.à r.l. 35 Boulevard du Prince Henri L-1724 Luxembourg which is authorised and regulated by the Luxembourg Commission de Surveillance du Secteur Financier. For Professional Clients only.

Hong Kong—Issued in Hong Kong by T. Rowe Price Hong Kong Limited, 21/F, Jardine House, 1 Connaught Place, Central, Hong Kong. T. Rowe Price Hong Kong Limited is licensed and regulated by the Securities & Futures Commission. For Professional Investors only.

Indonesia—This material is intended to be used only by the designated recipient to whom T. Rowe Price delivered; it is for institutional use only. Under no circumstances should the material, in whole or in part, be copied, redistributed or shared, in any medium, without prior written consent from T. Rowe Price. No distribution of this material to members of the public in any jurisdiction is permitted.

Korea—This material is intended only to Qualified Professional Investors upon specific and unsolicited request and may not be reproduced in whole or in part nor can they be transmitted to any other person in the Republic of Korea.

Malaysia—This material can only be delivered to specific institutional investor upon specific and unsolicited request. The strategy and/or any products associated with the strategy has not been authorised for distribution in Malaysia. This material is solely for institutional use and for informational purposes only. This material does not provide investment advice or an offering to make, or an inducement or attempted inducement of any person to enter into or to offer to enter into, an agreement for or with a view to acquiring, disposing of, subscribing for or underwriting securities. Nothing in this material shall be considered a making available of, solicitation to buy, an offering for subscription or purchase or an invitation to subscribe for or purchase any securities, or any other product or service, to any person in any jurisdiction where such offer, solicitation, purchase or sale would be unlawful under the laws of Malaysia.

New Zealand—Issued in New Zealand by T. Rowe Price Australia Limited (ABN: 13 620 668 895 and AFSL: 503741), Level 50, Governor Phillip Tower, 1 Farrer Place, Suite 50B, Sydney, NSW 2000, Australia. No Interests are offered to the public. Accordingly, the Interests may not, directly or indirectly, be offered, sold or delivered in New Zealand, nor may any offering document or advertisement in relation to any offer of the Interests be distributed in New Zealand, other than in circumstances where there is no contravention of the Financial Markets Conduct Act 2013.

Philippines—THE STRATEGY AND/ OR ANY SECURITIES ASSOCIATED WITH THE STRATEGY BEING OFFERED OR SOLD HEREIN HAVE NOT BEEN REGISTERED WITH THE SECURITIES AND EXCHANGE COMMISSION UNDER THE SECURITIES REGULATION CODE. ANY FUTURE OFFER OR SALE OF THE STRATEGY AND/ OR ANY SECURITIES IS SUBJECT TO REGISTRATION REQUIREMENTS UNDER THE CODE, UNLESS SUCH OFFER OR SALE QUALIFIES AS AN EXEMPT TRANSACTION.

Singapore—Issued in Singapore by T. Rowe Price Singapore Private Ltd., No. 501 Orchard Rd, #10-02 Wheelock Place, Singapore 238880. T. Rowe Price Singapore Private Ltd. is licensed and regulated by the Monetary Authority of Singapore. For Institutional and Accredited Investors only.

Switzerland—Issued in Switzerland by T. Rowe Price (Switzerland) GmbH, Talstrasse 65, 6th Floor, 8001 Zurich, Switzerland. For Qualified Investors only.

Taiwan—This does not provide investment advice or recommendations. Nothing in this material shall be considered a solicitation to buy, or an offer to sell, a security, or any other product or service, to any person in the Republic of China.

Thailand—This material has not been and will not be filed with or approved by the Securities Exchange Commission of Thailand or any other regulatory authority in Thailand. The material is provided solely to "institutional investors" as defined under relevant Thai laws and regulations. No distribution of this material to any member of the public in Thailand is permitted. Nothing in this material shall be considered a provision of service, or a solicitation to buy, or an offer to sell, a security, or any other product or service, to any person where such provision, offer, solicitation, purchase or sale would be unlawful under relevant Thai laws and regulations.

UK—This material is issued and approved by T. Rowe Price International Ltd, 60 Queen Victoria Street, London, EC4N 4TZ which is authorised and regulated by the UK Financial Conduct Authority. For Professional Clients only.

USA—Issued in the USA by T. Rowe Price Associates, Inc., 100 East Pratt Street, Baltimore, MD, 21202, which is regulated by the U.S. Securities and Exchange Commission. For Institutional Investors only.

© 2019 T. Rowe Price. All rights reserved. T. ROWE PRICE, INVEST WITH CONFIDENCE, and the Bighorn Sheep design are, collectively and/or apart, trademarks of T. Rowe Price Group, Inc.